

**F00VC01338** CRDI Injector Valve Set Technical File



SKU1: G1S8F00VC01338

SKU2: G1L10F00VC01338/ L10000B2BC01338

SKU3: G1F2F00VC01338/ F20000B2BC01338

# INJECTOR VALVE SET

CRDI COMMON RAIL



CRDI

CRDI

INJECTOR  
VALVE SET

## **F00VC01338 CRDI Injector Valve Set Technical File**

### **Content**

|  |    |
|--|----|
| 1. F00VC01338 CRDI Injector Valve Set Introduction .....   | 3  |
| 1.1. F00VC01338 CRDI Injector Valve Set Basic Information .....                                  | 3  |
| 1.2. F00VC01338 CRDI Injector Valve Set Application Information .....                            | 3  |
| 1.3. F00VC01338 CRDI Injector Valve Set Specifications and Dimensions Parameters.....            | 4  |
| 1.4. F00VC01338 CRDI Injector Valve Set Quality Control.....                                     | 4  |
| 1.5. F00VC01338 CRDI Injector Valve Set Customized Service .....                                 | 4  |
| 1.6. F00VC01338 CRDI Injector Valve Set Spare Parts & Packing List.....                          | 5  |
| 1.7. F00VC01338 CRDI Injector Valve Set Warranty Instructions.....                               | 6  |
| 1.8. F00VC01338 CRDI Injector Valve Set Storage Standard.....                                    | 7  |
| 2. F00VC01338 CRDI Injector Valve Set Technical Support .....                                    | 7  |
| 2.1. F00VC01338 CRDI Injector Valve Set Installation Precautions.....                            | 7  |
| 2.2. F00VC01338 CRDI Injector Valve Set Replacement Conditions .....                             | 8  |
| 2.3. F00VC01338 CRDI Injector Valve Set Technical Support Obtaining Methods .....                | 9  |
| 3. F00VC01338 CRDI Injector Valve Set Purchase and Delivery.....                                 | 9  |
| 3.1. F00VC01338 CRDI Injector Valve Set Purchase Payment Terms.....                              | 9  |
| 3.2. F00VC01338 CRDI Injector Valve Set Main Sales Market. ....                                  | 9  |
| 3.3. F00VC01338 CRDI Injector Valve Set Declaration Requirements .....                           | 10 |
| 3.4. F00VC01338 CRDI Injector Valve Set Shipping Ways.....                                       | 10 |
| 3.5. F00VC01338 CRDI Injector Valve Set Lead Time .....  | 10 |
| 3.6. F00VC01338 CRDI Injector Valve Set Logistics Time for Destination Out of China's Areas..... | 10 |
| 3.7. F00VC01338 CRDI Injector Valve Set Packing .....  | 10 |
| 4. Company Information .....   | 11 |
| 4.1. Company Introduction .....  | 11 |
| 4.2. Contact Information .....   | 12 |
| 5. Copyright Statement .....   | 12 |

## F00VC01338 CRDI Injector Valve Set Technical File

### 1. F00VC01338 CRDI Injector Valve Set Introduction

The CRDI injector valve set is a crucial element of the injector system, consisting of the valve stem and valve cap. It is situated in the control room within the injector body and plays a pivotal role in regulating oil injection and return. This set is not only a core component but also susceptible to high damage rates.

#### Valve Cap Inspection:

Utilize a microscope to examine the contact surface between the valve cap and the ball for any indications of damage. If damage is identified, the valve cap should be promptly replaced.

#### Valve Stem Inspection:

Top of Valve Stem: Scrutinize the top of the valve stem for any surface damage. A change in the original silver color to white indicates damage, necessitating a replacement.

Contact Area with Injector: Similarly, inspect the valve stem's contact area with the injector for surface damage. Any change from the original silver color to white indicates the need for replacement.

### 1.1. F00VC01338 CRDI Injector Valve Set Basic Information

| Title | F00VC01338 CRDI Injector Valve Set China Made New |
|-------|---|
| SKU1  | G1S8F00VC01338                                    |
| SKU2  | G1L10F00VC01338/ L10000B2BC01338                  |
| SKU3  | G1F2F00VC01338/ F20000B2BC01338                   |

### 1.2. F00VC01338 CRDI Injector Valve Set Application Information

#### (1) F00VC01338 CRDI Injector Valve Set Adapted Vehicle Information

| Injector Part Number | Car Model                      | OE Number   | OE Number     |
|----------------------|--------------------------------|-------------|---------------|
| 0 445 110 247        | /                              | /           | /             |
| 0 445 110 248        | HYUNDAI                        | 50438 01170 | /             |
|                      | IVECO                          | 504088823   | 0000504088823 |
|                      | MITSUBISHI                     | QC000178    | /             |
|                      | MITSUBISHI FUSO TRUCK & BUS CO | QC000178    | /             |
|                      | NEW HOLLAND                    | 504380117   | /             |
|                      | PSA (PEUGEOT S.A.)             | 1984G8      | /             |
| 0 445 110 273        | FIAT                           | 504 0887 55 | /             |
|                      | IVECO                          | 504088755   | /             |
|                      | LANCIA                         | 504377671   | /             |
|                      | NEW HOLLAND                    | 504377671   | /             |
|                      | UAZ                            | 504088755   | /             |
| 0 445 110 435        | FIAT                           | 504386427   | /             |
|                      | IVECO                          | 504386427   | /             |

#### (2) F00VC01338 CRDI Injector Valve Set Adapted injector Information

| Injector Series | Injector Part Number | System Pressure | Re-manufactured Part Number | System Pressure | Universal Number | System Pressure |
|-----------------|----------------------|-----------------|-----------------------------|-----------------|------------------|-----------------|
| CRI2-16         | 0 445 110 247        | /               | 0 986 435 163               | 1600            | 0 445 110 248    | 1600            |

|         |               |      |               |      |   |   |
|---------|---------------|------|---------------|------|---|---|
| CRI2-16 | 0 445 110 248 | 1600 | 0 986 435 163 | 1600 | / | / |
| CRI2-16 | 0 445 110 273 | 1600 | 0 986 435 165 | 1600 | / | / |
| CRI2-16 | 0 445 110 435 | 1600 | 0 986 435 227 | 1600 | / | / |

### (3) **F00VC01338** CRDI Injector Valve Set Part Number Common Writing

F00VC01338, F00VC01338, F 00V C01 338, F OOV C01 338, F00V C01 338, F00V C01 338, F00VC01 338, F00VC01 338, F 00V C01338, F OOV C01338, F 00VC01338, F OOV C01338, F00V C01338, F00V C01338

### 1.3. **F00VC01338** CRDI Injector Valve Set Specifications and Dimensions Parameters

CRDI Injector Valve Set Size: **13 cm\*2 cm \*2 cm**

CRDI Injector Valve Set Box Size: **14 cm \*3 cm \*3 cm**

CRDI Injector Valve Set Packing Size: **31 cm \*12 cm**

CRDI Injector Valve Set Net Weight: **0.03kg**

CRDI Injector Valve Set Gross Weight: **0.03kg**

CRDI Injector Valve Set Quality: **China Made New**

CRDI Injector Valve Set MOQ: **4PC**

### 1.4. **F00VC01338** CRDI Injector Valve Set Quality Control

#### (1) **CRDI Injector Valve Set Testing**

All parts of the CRDI injector valve set have undergone precision testing, high temperature testing, low temperature testing, withstand pressure testing, leakage testing, durability testing, and various working conditions testing.

#### (2) **CRDI Injector Valve Set Inspection**



The factory inspection of the CRDI injector valve set is undergone three inspections: full inspection, random inspection, and batch inspection. Different brands of test benches are used to test the same CRDI injector valve set for more than three times for factory inspection, and the CRDI injector valve set 's installation and testing environment are progressed in dust-free workshop.







#### (3) **CRDI Injector Valve Set Installation**

When matching the valve cap and valve steam, Shumatt strictly complies with the standard of valve cap and valve stem clearance technical indicators to ensure that each CRDI injector valve set meets the factory standards and use standards.

### 1.5. **F00VC01338** CRDI Injector Valve Set Customized Service

(1) **CRDI Injector Valve Set Customized Service Coverage:** Meet the customized needs of OEM manufacturers for valve color and lustre, valve cap groove customization, valve cap lettering ,valve cap logo engraving, valve cap QR code engraving, CRDI injector valve set internal packaging, CRDI injector valve set external packaging and label customization needs.

| No.         | 1   | 2   |
|-------------|---|---|
| Image       |  |  |
| Name        | Valve Cap Color And Lustre  | Valve Cap Color And Lustre  |
| Description | Customized 1000 pieces (white color is optional)                                    | Customized 1000 pieces (purple red color is optional )                                |

| No.         | 3   | 4   |
|-------------|---|---|
| Image       |  |  |
| Name        | Valve Cap Groove Customization  | Valve Cap Lettering, Logo Engraving, QR Code Engraving Customization                |
| No.         | 5   | 6   |
| Image       |  |  |
| Name        | Valve Set Box   | Valve Set Box   |
| Description | Rectangle is optional   | Cylindrical is optional   |
| No.         | 7   | 8   |
| Image       |  |  |
| Name        | Valve Set Bag   | Valve Set Label 7cm*5cm   |

## (2) CRDi Injector Valve Set Customized Service Requirements:

The purchase of [customized CRDi injector valve set package](#) is no less than 100 pieces.

The purchase of [customized CRDi injector valve set groove](#) is no less than 100 pieces.

The purchase of [customized CRDi injector valve set](#) is no less than 1000 pieces.



The purchase of [customized CRDi injector valve cap engraving](#) is no less than 1000 pieces.

The purchase of [customized CRDi injector valve color](#) is no less than between 1000 -10000 pieces.




⚠ When the customized pstemucts involve the need of specify logo, the OEM manufacturer is asked to provide trademark authorization and the sample of logo image file.

⚠ Once the customized CRDi injector valve set is sold, it can not be returned or exchanged if there is no quality problems.

## 1.6. F00VC01338 CRDi Injector Valve Set Spare Parts & Packing List

| No.         | 1   | 2  |
|-------------|---|--|
| Image       |  |  |
| Name        | CRDi Injector Valve Set   | CRDi Injector Valve Set Anti-rust Paper  |
| Description | CRDi injector valve set part number <a href="#">F00VC01338</a>                      | Prevent the CRDi injector valve set from rusting                                     |



| No.         | 3   | 4   |
|-------------|---|---|
| Image       |  |  |
| Name        | CRDI Injector Valve Set Box (Rectangle )  | CRDI Injector Valve Set Box (Cylindrical )  |
| Description | Protect the CRDI injector valve set from being damaged by colliding               | Protect the CRDI injector valve set from being damaged by colliding                 |
| No.         | 5   | 6   |
| Image       |  | /   |
| Name        | VCI Anti-rust Bag   | /   |
| Description | Prevent the CRDI injector valve set from rusting                                  | /   |

- ⚠ Minors are prohibited from using the CRDI injector valve set, valve set anti-rust paper, valve assembly box, and VCI anti-rust bag to avoid personal injury.
- ⚠ The Valve Set box is recyclable and can be reused.
- ⚠ VCI anti-rust bag is non-degradable material, please dispose of it properly after use.

### 1.7. **F00VC01338** CRDI Injector Valve Set Warranty Instructions

#### (1) CRDI Injector Valve Set Warranty Conditions and Instructions

It is necessary to provide pictures, videos, or test reports detected by the CRDI injector valve set inspection equipment when the valve set is abnormal during use as evidence to feed back to the salesman.

Abnormal conditions are properly explained such as: 1. Smoke, 2. Engine shake, 3. Difficulty starting the engine, 4. Engine noise, 5. Oil leakage and other abnormal conditions.

The above condition may also be affected by other components of the injector. If it is confirmed by our company to be a pstemuct problem, it is within the scope of the subsidy.

#### (2) CRDI Injector Valve Set Warranty Coverage

Within 15 days after customer receives the **F00VC01338** CRDI injector valve set, if there is a performance failure and the pstemuct has no appearance damage, customer can choose to replace it;

If the **F00VC01338** CRDI injector valve set has performance problems during the warranty period (6-12 months), and it is confirmed that it is pstemuct's problems after being tested, you can contact our salesmen to replace the same model for free;

If the pstemuct is confirmed to be fault-free, the pstemuct will be returned.

#### (3) CRDI Injector Valve Set Out of Warranty Coverage

- ① The warranty period has expired, not covered by warranty.
- ② CRDI injector valve set failure caused by high temperature, high pressure, humidity, rain and snow, saline-alkali land, earthquake, and used in abnormal environment.
- ③ CRDI injector valve set damage caused by man-made reasons (throwing, strong magnetic field magnetization, set fire).
- ④ CRDI injector valve set failure or injector damage caused by non-injector design, technology,

manufacturing, quality and other issues.

- ⑤ CRDI injector valve set failure due to system pressure exceeding system approved pressure.
- ⑥ CRDI injector valve set failure caused by impurities (water, lead, aluminum powder, iron powder, sulfide) in the system fuel exceeding the standard requirements.
- ⑦ CRDI injector valve set failure caused by not installing according to the tightening torque specified in the vehicle engine maintenance manual (the tightening torque is too large or too small).
- ⑧ CRDI injector valve set failure caused by not following the installation angle specified in the injector maintenance manual.
- ⑨ CRDI injector valve set failure caused by not following the cleaning requirements specified in the injector maintenance manual.
- ⑩ CRDI injector valve set failure caused by failure to replace consumable parts as specified in the injector maintenance manual.

## 1.8. F00VC01338 CRDI Injector Valve Set Storage Standard

### (1) Choose a Suitable Storage Place

The warehouse and cargo yard where the CRDI injector valve set is stored should be kept clean and dry, and away from the factory buildings that generate harmful gases and dust; do not mix with acid, alkali, salt and other substances; the storage place should have a good drainage system; the cargo yard should be flattened with gravel or furnace ash etc. to enhance the water permeability of the surface layer to keep the reservoir area dry.

### (2) Strict Requirements of Warehousing

Strict inspections should be carried out when the CRDI injector valve sets are put into storage, the surface cleaning work should be done well to remove water traces, oil stains, ash and other dirt, remove the rust and do anti-rust treatment in time. Packaged CRDI injector valve set must be protected from damage.

### (3) Keep The Warehouse Dry And Preventing Moisture

The relative humidity is usually below 70% for the CRDI injector valve set placed in the room, and the corrosion of the CRDI injector valve set is significantly reduced.

CRDI injector valve set must be stored in the warehouse, and they are forbidden to store in the same warehouse with commodities with high water content.

### (4) Stack Properly

After the CRDI injector valve set is exposed to rain, the corrosion rate will increase significantly. The purpose of sealing is to isolate the CRDI injector valve set from rainwater and humid air, so the warehouse window should be checked in time to avoid rainwater entering the warehouse.

If the CRDI injector valve set package is damaged, it should be repaired or replaced; when the package is damp, the packaging material should be dried; if the original anti-corrosion and oil applied at the factory is found to be damaged or dried up, it should be cleaned and re-applied oil in time.

▲ It is forbidden to leave the CRDI injector valve set exposed in the air for a long time.

▲ It is forbidden to store acid, alkali, salt and other substances together with the CRDI injector valve set.

▲ The unpacked CRDI injector valve set must be rust-proof during secondary storage.

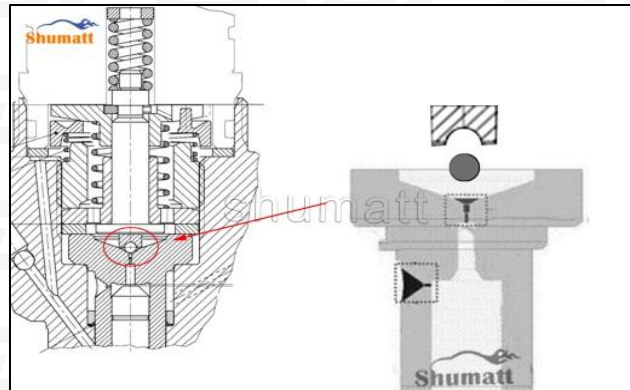
## 2. F00VC01338 CRDI Injector Valve Set Technical Support

### 2.1. F00VC01338 CRDI Injector Valve Set Installation Precautions

- (1) Clean the CRDI injector valve set in an ultrasonic cleaner for 3-5 minutes before installation, so as to make the stains, dust, rust-proof oil oxides, paraffin base, naphthenic base, intermediate base, salt, lead naphthenate, zinc naphthenate, sodium petroleum sulfonate, barium petroleum sulfonate, calcium petroleum sulfonate, tallow diamine trioleate, rosinamine on the surface of the CRDI injector valve set fall off.
- (2) Use compressed air to clean the cleaning fluid attached to the surface of the CRDI injector valve set after

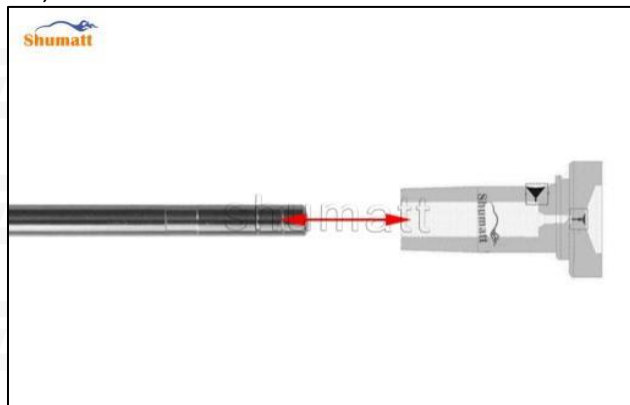
cleaning, and clean it up to the standard of use.

- (3) When installing the steel ball and ball seat, pay attention to the steel ball should close tightly to the oil return hole at the top of the valve cap, as shown below:



Pic No.1

- (4) When installing the valve stem, make sure that the valve stem and the bonnet must ensure that the valve stem can move smoothly in it, as shown below:



Pic No.2




- (5) When installing the CRDi injector valve set, the oil inlet position should be 180° between the oil inlet position of the injector body.

**⚠** If the injector steel ball and the ball seat are not installed in accordance with the standard, it may cause serious damage to the CRDi injector valve set.

## 2.2. F00VC01338 CRDi Injector Valve Set Replacement Conditions

### (1) Valve Cap

Under the microscope, magnify 20 times to check that the oil inlet hole of the valve cap and the oil return hole of the bonnet are not worn, grooved, scratched, damaged, rusted or dented.

| No.         | 1   | 2  | 3  |
|-------------|---|--|--|
| Image       |  |  |   |
| Description | CRDi injector valve set oil inlet hole location                                     | CRDi injector valve set oil return hole location                                     | The oil inlet and oil return holes of the CRDi injector valve set are free of wear, grooves, scratches, damage, rust, dents, which do not need to be |



| No.         | 4   | 5   | replaced 6   |
|-------------|---|---|--|
| Image       |   |   |  |
| Description | The CRDI injector valve set oil hole is recessed and needs to be replaced | The CRDI injector valve set oil hole is worn and needs to be replaced | The CRDI injector valve set oil hole is punched and needs to be replaced |

- ⚠ The wear of the top oil return hole causes the oil return to be too large and the leaking injector cannot inject oil.
- ⚠ The oil inlet hole on the side is blocked, causing the injector to fail to establish the pressure chamber and the injector cannot work normally
- ⚠ Wear of the oil chamber of the valve cap will cause fuel injector failure. In severe cases, the fuel injector will not work properly.

## (2) Valve Stem

Magnify 20 times under a microscope to check whether the valve stem is worn, the surface is not smooth, discolored, or rusty.

| No.         | 1   | 2   | 3  |
|-------------|---|---|--|
| Image       |   |   |  |
| Description | The valve stem is worn out and needs to be replaced | The valve stem surface is not smooth and colorless, and it needs to be replaced | The valve stem is rusty and needs to be replaced |

- ⚠ The excessive clearance between the valve stem wear, housing and the valve cap will causes injector lag.
- ⚠ The valve stem lag will cause the injector to start the solenoid to start, and the oil needle can not return quickly after the nozzle is opened.
- ⚠ Check the injector components before replacing the CRDI injector valve set according following the injector service manual to avoid further damage to the CRDI injector valve set after replacement.

## 2.3. F00VC01338 CRDI Injector Valve Set Technical Support Obtaining Methods

- (1) CRDI Injector Valve Set Technical Data: <https://www.crdiinjectorvalveset.com/download/>
- (2) CRDI Injector Valve Set Videos: <https://www.crdiinjectorvalveset.com/videos/>
- (3) CRDI Injector Valve Set Encyclopedia: <https://www.crdiinjectorvalveset.com/category/news/encyclopedia/>

## 3. F00VC01338 CRDI Injector Valve Set Purchase and Delivery.

### 3.1. F00VC01338 CRDI Injector Valve Set Purchase Payment Terms

**Payment Terms:** T/T, PayPal, Alipay, WeChat

- ⚠ Please contact our salesmen for specific payment information.

### 3.2. F00VC01338 CRDI Injector Valve Set Main Sales Market.

**CRDI Injector Valve Set main sales markets:** Asia, Europe, North America, South America, Africa etc.

### 3.3. F00VC01338 CRDI Injector Valve Set Declaration Requirements

Shumatt can assist customers to provide the following documents for import customs clearance: contract, invoice, packing list, bill of lading, insurance policy, certificate of origin, etc.

### 3.4. F00VC01338 CRDI Injector Valve Set Shipping Ways

**Destination in China areas:** SF Express, Debon Express, the corresponding logistics company can be provided according to customer requirements in special cases.

**Destinations out of China's areas:** DHL, UPS, FedEx, TNT air, ocean or other shipping methods required by customers.

### 3.5. F00VC01338 CRDI Injector Valve Set Lead Time

**Lead time:** Send out within 3 – 7 working days after receiving payment(Except for special pstemucts and special cases).

### 3.6. F00VC01338 CRDI Injector Valve Set Logistics Time for Destination Out of China's Areas

**DHL Logistics Time:**

| Country or Region of Departure | Hong Kong, China | Other Countries or Regions of Asia | Australia and New Zealand | Europe | America   | Other Countries |
|--------------------------------|------------------|------------------------------------|---------------------------|--------|-----------|-----------------|
| China's Mainland               | 7 Days           | 7 Days                             | 8 Days                    | 8 Days | 8-12 Days | 7-10 Days       |

**UPS Logistics Time:Country or Region of Departure: China's Mainland**

| Country of Destination | Estimated Arrival Time | Country of Destination | Estimated Arrival Time | Country of Destination | Estimated Arrival Time |
|------------------------|------------------------|------------------------|------------------------|------------------------|------------------------|
| Japan                  | 3 Days                 | UK                     | 5-7 Days               | Egypt                  | 5-7 Days               |
| Turkey                 | 5-7 Days               | Singapore              | 3 Days                 | Switzerland            | 5-7 Days               |
| Bahrain                | 5-7 Days               | Latvia                 | 7-10 Days              | New Zealand            | 7-10 Days              |
| Sri Lanka              | 5-7 Days               | Thailand               | 3 Days                 | Austria                | 5-7 Days               |
| Romania                | 5-7 Days               | Vietnam                | 3-5 Days               | Estonia                | 5-7 Days               |
| Malaysia               | 3-5 Days               | Israel                 | 5-7 Days               | Mexico                 | 7-10 Days              |
| France                 | 5-7 Days               | America                | 5-7 Days               | United Arab Emirates   | 5-7 Days               |
| Italy                  | 5-7 Days               | Netherlands            | 5-7 Days               | Bengal                 | 7-10 Days              |
| Lebanon                | 5-7 Days               | Philippine             | 3-5 Days               | Greece                 | 7-10 Days              |
| South Korea            | 3 Days                 | Spain                  | 5-7 Days               | Myanmar                | 5-7 Days               |
| Canada                 | 5-7 Days               | Germany                | 5-7 Days               | Saudi Arabia           | 7-10 Days              |
| Portugal               | 5-7 Days               | Australia              | 5-7 Days               | South Africa           | 7-10 Days              |
| Denmark                | 5-7 Days               | Belgium                | 5-7 Days               | Ukraine                | 7-10 Days              |
| India                  | 7-10 Days              | Qatar                  | 7-10 Days              | Poland                 | 5-7 Days               |
| Indonesia              | 3-5 Days               | Morocco                | 7-10 Days              | Pakistan               | 7-10 Days              |
| Kuwait                 | 7-10 Days              | /                      | /                      | /                      | /                      |



The logistics time is for reference only, subjects are according to the actual arrival.

### 3.7. F00VC01338 CRDI Injector Valve Set Packing

**Domestic Express Packaging:** Usually wrapped in waterproof scotch tape, such as picture No.1.

**International Express Packaging:** Wrapped with waterproof yellow tape After wrapping the black protective film, such as picture No. 2.

**Pallet Shipping:** Use fumigation free and recycling trays that meet export requirements, and use white wrapping protective film to wrap and bind with cable ties for the outside, such as picture No. 3,

Also, the pstemucts can be packaged according to customers' requirements.

- ⚠ The packing tray is made of plastic and can be recycled.
- ⚠ Transparent tape, yellow tape, black wrapping protective film, white wrapping protective film are non-degradable materials, please dispose of them properly.
- ⚠ Minors are prohibited from using transparent tape, yellow tape, black wrapping protective film, and white wrapping protective film to avoid personal injury.

| No. | Image  | Name                            | Description   |
|-----|--|---------------------------------|---|
| 1   |   | Domestic Express Packaging      | Wrapped by Transparent tape   |
| 2   |   | International Express Packaging | Wrapped with yellow tape after wrapping black protective film   |
| 3   |  | Pallet Shipping                 | Use pallet that meet export requirements, and use white wrapping protective film to wrap and bind with cable ties |

#### 4. Company Information



Pic No.3


##### 4.1. Company Introduction

**Chinese Name:** 深圳市舒马特科技有限公司





**English Name:** Shenzhen Shumatt Technology Co., Ltd


**Common Rail Diesel Injector Manufacturer:** Shenzhen Shumatt Technology Co., Ltd


 **Mob Phone/WeChat:** +86-13410541523


 **HK Telephone:** +852-67653519

 **Telephone:** +86-755-23215133

 **Shenzhen Office:** 11-12, Floor 14, Building 13, Qinchengda Building, Exit A, Honglang North Subway Station, Bao'an District, Shenzhen, China's Mainland

 **Shenzhen Office:** Exit C, Qiao Touxu Metro Station, NO. 66 Chongqing Road, Fuhai Avenue, Bao'an District, Shenzhen, China Mainland

 **Hong Kong Office:** Jianfa Street Industrial Zone, Tuen Mun, New Territories, Hong Kong, China

 **After-sales Service Address:** Please contact our salesmen to obtain and provide the corresponding product maintenance reasons (Reference: [1.7. F00VC01338 CRDI Injector Valve Set Warranty Instructions](#))

#### 4.2. Contact Information

| Name | WeChat/ WhatsApp |
|------|------------------|
| Ruby | +86-13410541523  |

#### 5. Copyright Statement

The material on this file "[F00VC01338 CRDI Injector Valve Set Technical File](#)" is the property of Shenzhen Shumatt Technology Co., Ltd and is protected by international copyright laws. The content is allowed to be cited for non-profit purposes, and please indicate the source: "Reprinted from [www.crdiinjectorvalveset.com](http://www.crdiinjectorvalveset.com)" to respect the content supplier's labor results. Copying, reproducing, redistributing, modifying, publishing, transmitting without permission is strictly prohibited. We reserve the right to pursue legal action against those who use the content illegally.